



Location: ACL1 - City Hall

Report on 24-hour TSP monitoring

Action Level ($\mu\text{g}/\text{m}^3$) - 163

Limit Level ($\mu\text{g}/\text{m}^3$) - 260

Date	Sampling Time	Weather Condition	Filter paper no.	Filter Weight, g		Elapse Time, hr		Sampling Time, hr	Flow Rate, m^3/min			Total Volume, m^3	TSP Level, $\mu\text{g}/\text{m}^3$
				Initial	Final	Initial	Final		Initial, Q_{si}	Final, Q_{sf}	Average		
3-Nov-15	8:00	Cloudy	011487	2.7513	2.8631	22103.81	22127.81	24.00	1.15	1.14	1.15	1651	67.7
9-Nov-15	8:00	Cloudy	013649	2.7991	2.9035	22130.81	22154.81	24.00	1.14	1.14	1.14	1644	63.5
14-Nov-15	8:00	Cloudy	013637	2.7947	2.8750	22157.81	22181.81	24.00	1.14	1.14	1.14	1649	48.7
20-Nov-15	8:00	Cloudy	013753	2.7678	2.8766	22184.81	22208.81	24.00	1.14	1.14	1.14	1647	66.0
26-Nov-15	8:00	Fine	014060	2.8634	2.9309	22211.82	22235.82	24.00	1.16	1.16	1.16	1673	40.3

Report on 1-hour TSP monitoring

Action Level ($\mu\text{g}/\text{m}^3$) - 460

Limit Level ($\mu\text{g}/\text{m}^3$) - 500

Date	Sampling Time	Weather Condition	Filter paper no.	Filter Weight, g		Elapse Time, hr		Sampling Time, hr	Flow Rate, m^3/min			Total Volume, m^3	TSP Level, $\mu\text{g}/\text{m}^3$
				Initial	Final	Initial	Final		Initial, Q_{si}	Final, Q_{sf}	Average		
4-Nov-15	8:13	Cloudy	013658	2.8228	2.8285	22127.81	22128.81	1.00	1.14	1.14	1.14	69	83.0
4-Nov-15	9:17	Cloudy	013653	2.8059	2.8081	22128.81	22129.81	1.00	1.14	1.14	1.14	69	32.0
4-Nov-15	10:20	Cloudy	013652	2.7890	2.7927	22129.81	22130.81	1.00	1.14	1.14	1.14	69	53.9
10-Nov-15	8:15	Cloudy	013646	2.8100	2.8168	22154.81	22155.81	1.00	1.14	1.14	1.14	69	99.1
10-Nov-15	9:18	Cloudy	013643	2.8036	2.8109	22155.81	22156.81	1.00	1.14	1.14	1.14	69	106.3
10-Nov-15	10:21	Cloudy	013640	2.8063	2.8158	22156.81	22157.81	1.00	1.14	1.14	1.14	69	138.4
16-Nov-15	8:15	Cloudy	013739	2.7966	2.8013	22181.81	22182.81	1.00	1.14	1.14	1.14	69	68.6
16-Nov-15	9:18	Cloudy	013736	2.7716	2.7796	22182.81	22183.81	1.00	1.14	1.14	1.14	69	116.7
16-Nov-15	10:21	Cloudy	013733	2.7912	2.8029	22183.81	22184.81	1.00	1.14	1.14	1.14	69	170.7
21-Nov-15	8:15	Cloudy	014069	2.8728	2.8761	22208.81	22209.81	1.00	1.28	1.28	1.28	77	42.8
21-Nov-15	9:18	Cloudy	014066	2.8857	2.8898	22209.81	22210.81	1.00	1.28	1.28	1.28	77	53.2
21-Nov-15	10:21	Cloudy	014063	2.8767	2.8804	22210.81	22211.81	1.00	1.28	1.28	1.28	77	48.0
27-Nov-15	8:15	Fine	013728	2.7770	2.7855	22235.82	22236.82	1.00	1.16	1.16	1.16	70	121.9
27-Nov-15	9:18	Fine	013724	2.7954	2.8007	22236.82	22237.82	1.00	1.16	1.16	1.16	70	76.0
27-Nov-15	10:21	Fine	013721	2.7930	2.8015	22237.82	22238.82	1.00	1.16	1.16	1.16	70	121.9



Location: ACL2a - Contractor HK/2012/08 Site office

Report on 24-hour TSP monitoring

Action Level ($\mu\text{g}/\text{m}^3$) - 187.3

Limit Level ($\mu\text{g}/\text{m}^3$) - 260

Date	Sampling Time	Weather Condition	Filter paper no.	Filter Weight, g		Elapse Time, hr		Sampling Time, hr	Flow Rate, m^3/min			Total Volume, m^3	TSP Level, $\mu\text{g}/\text{m}^3$
				Initial	Final	Initial	Final		Initial, Q_{si}	Final, Q_{sf}	Average		
3-Nov-15	8:00	Cloudy	013519	2.7953	3.0558	4430.81	4454.81	24.00	1.10	1.10	1.10	1583	164.6
9-Nov-15	8:00	Cloudy	013774	2.8183	3.0206	4457.81	4481.81	24.00	1.23	1.24	1.23	1775	114.0
14-Nov-15	8:00	Cloudy	013747	2.7887	2.9976	4484.81	4508.81	24.00	1.24	1.24	1.24	1780	117.4
20-Nov-15	8:00	Cloudy	013708	2.8376	3.0600	4511.83	4535.83	24.00	1.24	1.24	1.24	1779	125.0
26-Nov-15	8:00	Fine	014017	2.8841	3.0158	4538.84	4562.84	24.00	1.25	1.25	1.25	1807	72.9

Report on 1-hour TSP monitoring

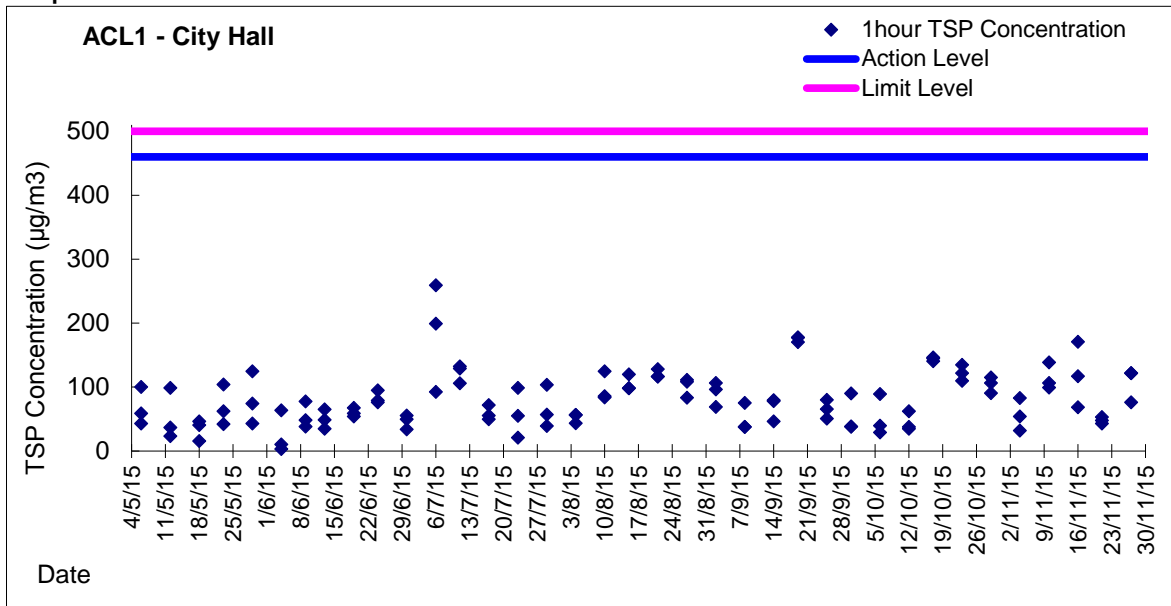
Action Level ($\mu\text{g}/\text{m}^3$) - 300.1

Limit Level ($\mu\text{g}/\text{m}^3$) - 500

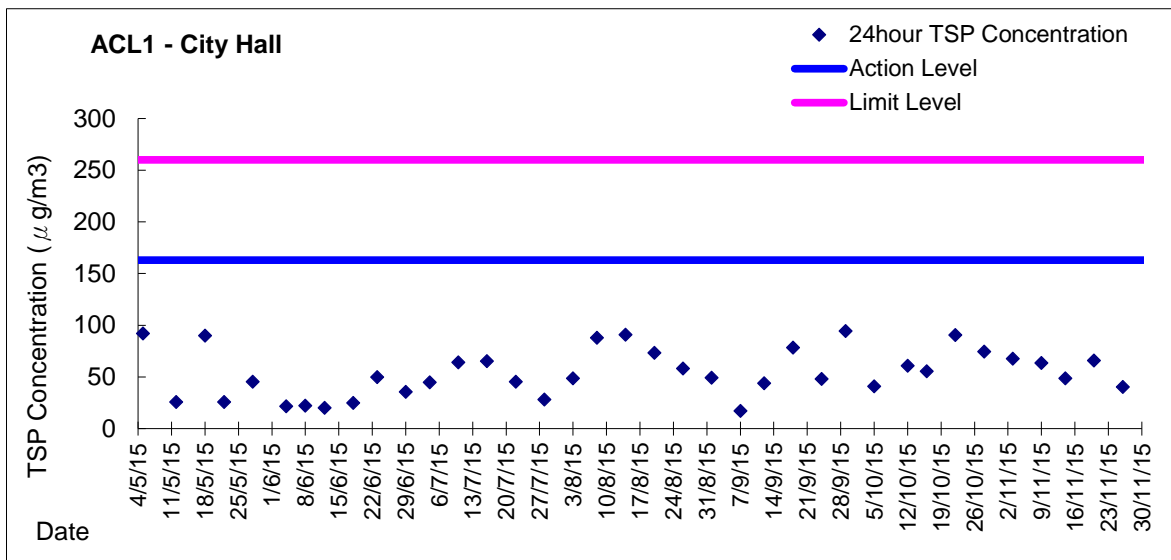
Date	Sampling Time	Weather Condition	Filter paper no.	Filter Weight, g		Elapse Time, hr		Sampling Time, hr	Flow Rate, m^3/min			Total Volume, m^3	TSP Level, $\mu\text{g}/\text{m}^3$
				Initial	Final	Initial	Final		Initial, Q_{si}	Final, Q_{sf}	Average		
4-Nov-15	8:49	Cloudy	013665	2.8192	2.8377	4454.81	4455.81	1.00	1.10	1.10	1.10	66	281.0
4-Nov-15	9:55	Cloudy	013660	2.8279	2.8410	4455.81	4456.81	1.00	1.10	1.10	1.10	66	198.9
4-Nov-15	10:02	Cloudy	013779	2.7867	2.8010	4456.81	4457.81	1.00	1.10	1.10	1.10	66	217.2
10-Nov-15	8:49	Cloudy	013772	2.7971	2.8061	4481.81	4482.81	1.00	1.17	1.17	1.17	70	128.6
10-Nov-15	10:52	Cloudy	013631	2.8126	2.8229	4482.81	4483.81	1.00	1.24	1.24	1.24	74	139.0
10-Nov-15	13:00	Cloudy	013761	2.7807	2.7917	4483.81	4484.81	1.00	1.17	1.17	1.17	70	157.2
16-Nov-15	13:00	Cloudy	013731	2.7715	2.7808	4508.81	4509.81	1.00	1.23	1.23	1.23	74	125.7
16-Nov-15	14:20	Cloudy	013710	2.8268	2.8374	4509.81	4510.81	1.00	1.23	1.23	1.23	74	143.3
16-Nov-15	15:25	Cloudy	013755	2.7849	2.7995	4510.81	4511.81	1.00	1.16	1.16	1.16	70	209.0
21-Nov-15	8:32	Cloudy	014033	2.8927	2.9018	4535.83	4536.83	1.00	1.24	1.24	1.24	74	122.8
21-Nov-15	9:37	Cloudy	014038	2.9100	2.9208	4536.83	4537.83	1.00	1.24	1.24	1.24	74	145.7
21-Nov-15	10:40	Cloudy	014042	2.9018	2.9121	4537.83	4538.83	1.00	1.17	1.17	1.17	70	147.2
27-Nov-15	8:12	Fine	014051	2.8572	2.8649	4562.84	4563.84	1.00	1.18	1.18	1.18	71	108.3
27-Nov-15	9:19	Fine	014055	2.8721	2.8820	4563.84	4564.84	1.00	1.25	1.25	1.25	75	131.5
27-Nov-15	13:00	Fine	013880	2.8075	2.8180	4564.84	4565.84	1.00	1.25	1.25	1.25	75	139.4



Graphic Presentation of 1 hour TSP Result

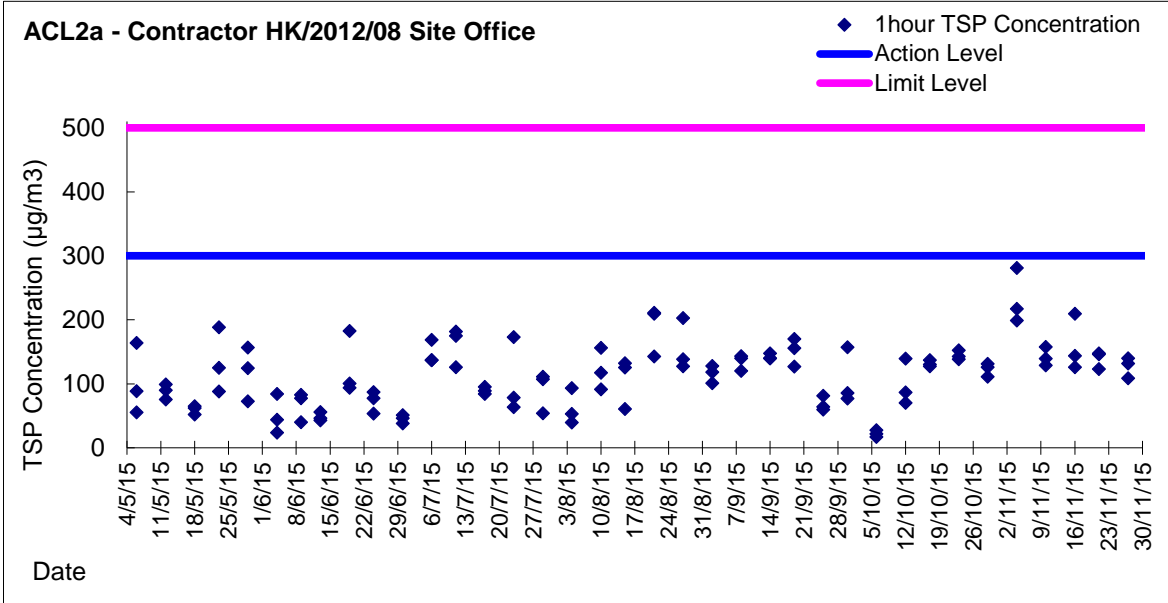


Graphic Presentation of 24 hour TSP Result





Graphic Presentation of 1 hour TSP Result



Graphic Presentation of 24 hour TSP Result

